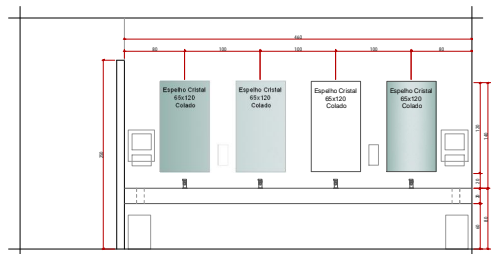
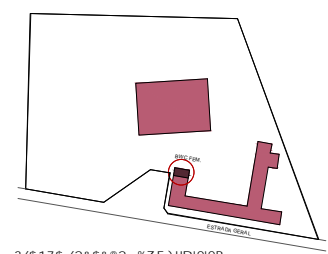


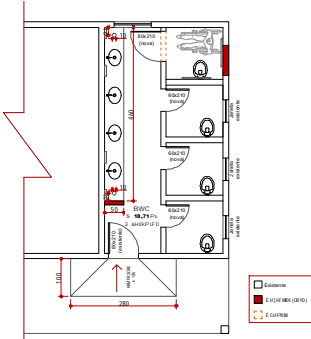
PLANTA BAIXA - Bwc Feminino
ESCALA: 1/50



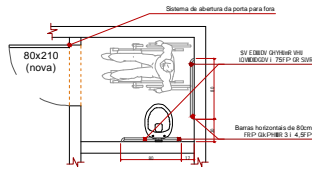
VISTA 01 - B
ESCALA: 1/25



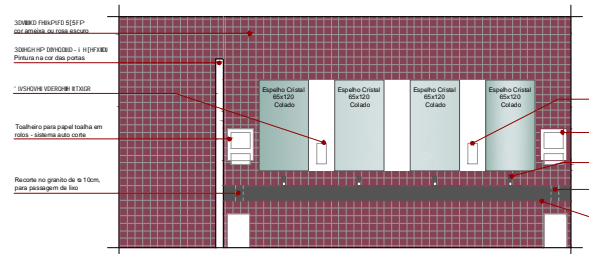
3/5 17\$ /2&&@2 - %ZF) HPIQIQR
ESCALA: 1/50



PLANTA BAIXA - Bwc Feminino
ESCALA: 1/50



DETALHE 01
ESCALA: 1/25

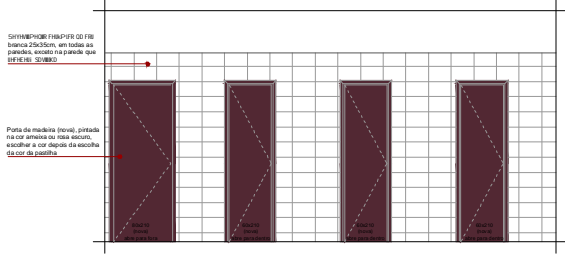


VISTA 01 - A
ESCALA: 1/25

TUBO	SPC	LONG	ALC	DIAM	PRO	COM
PEL	33	60	310	40x40	AUTOM - 11 OXIA	ABERTURA DE PORTA
PEL	31	60	310	40x40	AUTOM - 11 OXIA	ABERTURA DE PORTA

2%6(59\$dA2

- 01 - HPRLOmR H FROVIXOmR GH 355((6 FROIRIPH LOGFDomR OR SURNHM;
- 02 - Retirada de todo revestimento existente de paredes e piso;
- 03 - 11YHDI SVR H SDIHGH, DVWP FRPR FRRLJH HYHIXDV HURV, SOD IOVDIOMR GH ORYRV BHHVVEPHORV;
- 04 - DVIDIOMR GH FHIXPFD ORYD HP SVRSDIHGH;
- 05 - S\$AFDI PDVVD FRIMGD ODV 355((6 (/S (TX BHFHEHmR SIOIXID;
- 06 - 2QGH KRXYH DEHIXDV ORYDV I H(HFXIDG GHYH VHI H(HFXIDGR IDPEpP YHJDI FROMDYHUJ OD PHVFD;
- 07 - SV SRIDV IOHIXDV GHYHmR VHI SIOIXIDV OD FRU URVD HVFXIR RX DPH(D H D SRMD GH DFHVR DR EZF (H(HIXD) OD FRU SDGmR GDV SRIDV GD HVFRID.



VISTA 02
ESCALA: 1/25

KAROLINE_CRESTANI

352 - (72B\$548,7(7N1, &2B%: &B) (O.

KAROLINE_CRESTANI

PREFETURA MUNICIPAL DE BOM JESUS

01
02