Quadro de Cargas (QD1)

Circuito	Descrição	Esquema	Método de inst.	V (V)	Iluminação (W) 9	Iluminação (W) 18	Tomadas (W) 100	Tomadas (W) 600	Tomadas (W) 1100	Tomadas (W) 1200	Tomadas (W) 1350	Tomadas (W) 1400	Tomadas (W) 5500	Pot. total. (VA)	Pot. total. (W)	Fases	Pot. - R (W)	Pot. - S (W)	Pot. - T (W)	FCT	FCA	In' (A)	Seção (mm2)	Ic (A)	Disj (A)	dV parc (%)	dV total (%)	Status
1	Secretaria e Direção	F+N+T	E	220 V		12	7							994	916	S		916		1.00	0.38	11.9	2.5	36.0	10.0	0.40	0.92	Ok
	a					8								144	144	S		144			0.38	2.6	2.5	36.0				Ok
	b					4								72	72	S		72			0.38	0.9	2.5	36.0				Ok
2	Recepção e corredores subsequentes	F+N+T	E	220 V	2	32	3							927	894	S		894		1.00	0.38	11.1	2.5	36.0	10.0	0.58	1.09	Ok
	c					4								72	72	S		72			0.38	7.1	2.5	36.0				Ok
	d					6								108	108	S		108			0.38	2.8	2.5	36.0				Ok
	e					6								108	108	S		108			0.38	1.5	2.5	36.0				Ok
	f					6								108	108	S		108			0.38	5.4	2.5	36.0				Ok
	g					6								108	108	S		108			0.38	4.1	2.5	36.0				Ok
	h					4								72	72	S		72			0.38	6.2	2.5	36.0				Ok
	i				2									18	18	S		18			0.38	0.2	2.5	36.0				Ok
3	Sala Professores	F+N+T	E	220 V		18	14							1880	1724	T			1724	1.00	0.38	22.5	2.5	36.0	10.0	2.03	2.55	Ok
	j					4								72	72	T			72		0.38	2.6	2.5	36.0				Ok
	k					2								36	36	T			36		0.38	3.0	2.5	36.0				Ok
	l					2								36	36	T			36		0.38	3.9	2.5	36.0				Ok
	m					2								36	36	T			36		0.38	3.4	2.5	36.0				Ok
	n					4								72	72	T			72		0.38	0.9	2.5	36.0				Ok
	o					4								72	72	T			72		0.38	1.7	2.5	36.0				Ok
4	Salas ATP E AEE	F+N+T	E	220 V		8	6							811	744	S		744		1.00	0.38	9.7	2.5	36.0	10.0	0.33	0.84	Ok
	p					4								72	72	S		72			0.38	1.7	2.5	36.0				Ok
	q					4								72	72	S		72			0.38	0.9	2.5	36.0				Ok
5	Banheiros	F+N	E	220 V	8	8								216	216	T			216	1.00	0.38	2.6	2.5	36.0	10.0	0.18	0.69	Ok
	r				2									18	18	T			18		0.38	2.6	2.5	36.0				Ok
	s					4								72	72	T			72		0.38	2.2	2.5	36.0				Ok
	t				2									18	18	T			18		0.38	2.4	2.5	36.0				Ok
	u				2									18	18	T			18		0.38	1.3	2.5	36.0				Ok
	v				2									18	18	T			18		0.38	1.1	2.5	36.0				Ok
	w					4								72	72	T			72		0.38	0.9	2.5	36.0				Ok
6	Salas 01 e 02	F+N+T	E	220 V		36	14							2204	2048	S		2048		1.00	0.38	26.4	2.5	36.0	13.0	2.69	3.20	Ok
	x					6								108	108	S		108			0.38	5.2	2.5	36.0				Ok
	y					6								108	108	S		108			0.38	3.9	2.5	36.0				Ok
	z					6								108	108	S		108			0.38	2.6	2.5	36.0				Ok
	aa					6								108	108	S		108			0.38	1.3	2.5	36.0				Ok
	ab					6								108	108	S		108			0.38	7.8	2.5	36.0				Ok
	ac					6								108	108	S		108			0.38	6.5	2.5	36.0				Ok
7	Salas 03, 05 e orientação	F+N+T	E	220 V		40	11							1942	1820	T			1820	1.00	0.38	23.2	2.5	36.0	10.0	2.07	2.59	Ok
	ad					6								108	108	T			108		0.38	7.8	2.5	36.0				Ok
	ae					6								108	108	T			108		0.38	3.9	2.5	36.0				Ok
	af					6								108	108	T			108		0.38	2.6	2.5	36.0				Ok
	ag					6								108	108	T			108		0.38	1.3	2.5	36.0				Ok
	ah					6								108	108	T			108		0.38	5.2	2.5	36.0				Ok
	ai					6								108	108	T			108		0.38	6.5	2.5	36.0				Ok
	aj					2								36	36	T			36		0.38	18.8	2.5	36.0				Ok
8	Lavanderia Geral	F+N+T	E	220 V		4		3						2072	1872	S		1872		1.00	0.38	24.8	2.5	36.0	10.0	3.80	4.31	Ok
	ak					4								72	72	S		72			0.38	0.9	2.5	36.0				Ok
9	Lavadora de roupas	F+N+T	E	220 V						1				1500	1200	T			1200	1.00	0.38	17.9	2.5	36.0	10.0	2.75	3.26	Ok
10	Refeitório e Sala 04	F+N+T	E	220 V		72	9							2296	2196	S		2196		1.00	0.38	27.5	2.5	36.0	13.0	2.21	2.73	Ok
	al					6								108	108	S		108			0.38	3.9	2.5	36.0				Ok
	am					6								108	108	S		108			0.38	2.6	2.5	36.0				Ok
	an					6								108	108	S		108			0.38	1.3	2.5	36.0				Ok
	ao					12								216	216	S		216			0.38	6.5	2.5	36.0				Ok
	ap					12								216	216	S		216			0.38	9.0	2.5	36.0				Ok
	aq					12								216	216	S		216			0.38	15.5	2.5	36.0				Ok
	ar					18								324	324	S		324			0.38	12.9	2.5	36.0				Ok
11	Cozinha	F+N+T	E	220 V		12	2	4						3105	2816	S		2816		1.00	0.38	36.3	4	49.0	16.0	1.37	1.89	Ok
	as					4								72	72	S		72			0.38	0.9	4	49.0				Ok
	at					4								72	72	S		72			0.38	1.7	4	49.0				Ok
	au					4								72	72	S		72			1.00	0.0	4	49.0				Ok
12	Lavanderia e DML	F+N+T	E	220 V	4	4		4						2775	2508	T			2508	1.00	0.38	33.2	2.5	36.0	13.0	2.83	3.35	Ok
	av					4								72	72	T			72		0.38	0.9	2.5	36.0				Ok
	aw				2									18	18	T			18		0.38	1.1	2.5	36.0				Ok
	ax				2									18	18	T			18		0.38	1.3	2.5	36.0				Ok
13	Bebedouros e corredores subsequentes	F+N+T	E	220 V	2	16	1	3						2417	2206	S		2206		1.00	0.38	28.9	2.5	36.0	13.0	1.63	2.14	Ok
	ay					4								72	72	S		72			0.38	3.4	2.5	36.0				Ok
	az					6								108	108	S		108			0.38	1.3	2.5	36.0				Ok
	ba					6								108	108	S		108			0.38	2.6	2.5	36.0				Ok
14	AC Direção	F+N+T	E	220 V					1					1222	1100	T			1100	1.00	0.38	14.6	2.5	36.0	10.0	0.70	1.21	Ok
15	AC Secretaria	F+N+T	E	220 V					1					1222	1100	S		1100		1.00	0.38	14.6	2.5	36.0	10.0	0.51	1.03	Ok
16	AC Sala Professores	F+N+T	E	220 V							1			1500	1350	T			1350	1.00	0.38	17.9	2.5	36.0	10.0	1.31	1.83	Ok
17	AC Sala 01	F+N+T	E	220 V							1			1500	1350	S		1350		1.00	0.38	17.9	2.5	36.0	10.0	1.64	2.16	Ok
18	AC Sala 02	F+N+T	E	220 V							1			1500	1350	T			1350	1.00	0.38	17.9	2.5	36.0	10.0	2.04	2.56	Ok
19	AC Sala 03	F+N+T	E	220 V							1			1500	1350	S		1350		1.00	0.38	17.9	2.5	36.0	10.0	2.44	2.95	Ok
20	AC Sala 05	F+N+T	E	220 V							1			1500	1350	T			1350	1.00	0.38	17.9	2.5	36.0	10.0	2.81	3.32	Ok
21	AC Sala 04	F+N+T	E	220 V					1					1222	1100	S		1100		1.00	0.38	14.6	2.5	36.0	10.0	1.80	2.32	Ok
22	AC Refeitório	F+N+T	E	220 V								1		1556	1400	T			1400	1.00	0.38	18.6	2.5	36.0	10.0	1.90	2.41	Ok
23	TOE 01	F+N+T	E	220 V									1	6875	5500	R	5500			1.00	0.38	82.2	10	86.0	32.0	1.32	1.83	Ok
24	TOE 02	F+N+T	E	220 V									1	6875	5500	R	5500			1.00	0.38	82.2	10	86.0	32.0	1.46	1.98	Ok
25	AC ATP	F+N+T	E	220 V					1					1222	1100	R	1100			1.00	0.38	14.6	2.5	36.0	10.0	0.53	1.04	Ok
26	AC AEE	F+N+T	E	220 V					1					1222	1100	R	1100			1.00	0.38	14.6	2.5	36.0	10.0	0.64	1.16	Ok
TOTAL					16	262	67	14	5	1	5	1	2	52054	45810	R+S+T	13200	18592	14018									

Quadro de Cargas (QD2)

Circuito	Descrição	Esquema	Método de inst.	V (V)	Iluminação (W) 9	Iluminação (W) 18	Tomadas (W) 100	Tomadas (W) 600	Tomadas (W) 2600	Tomadas (W) 2800	Pot. total. (VA)	Pot. total. (W)	Fases	Pot. - R (W)	Pot. - S (W)	Pot. - T (W)	FCT	FCA	In' (A)	Seção (mm2)	Ic (A)	Disj (A)	dV parc (%)	dV total (%)	Status
1	Lab. Informática	F+N+T	E	220 V		20	9				1360	1260	S		1260		1.00	0.41	15.1	2.5	36.0	10.0	0.74	0.74	Ok
	a					6					108	108	S		108			0.41	3.2	2.5	36.0				Ok
	b					8					144	144	S		144			0.41	1.6	2.5	36.0				Ok
2	Lab. ciências e banheiros	F+N+T	E	220 V	8	24	9				1504	1404	T			1404	1.00	0.41	16.7	2.5	36.0	10.0	0.79	0.79	Ok
	c				2						18	18	T			18		0.41	5.4	2.5	36.0				Ok
	d										0	0	T					1.00	0.0	2.5	36.0				Ok
	e					8					144	144	T			144		0.41	3.2	2.5	36.0				Ok
	f					8					144	144	T			144		0.41	1.6	2.5	36.0				Ok
	g				2						18	18	T			18		0.41	5.6	2.5	36.0				Ok
	h					4					72	72	T			72		0.41	5.2	2.5	36.0				Ok
3	Salas 06 e 07	F+N+T	E	220 V		36	14				2204	2048	S		2048		1.00	0.41	24.4	2.5	36.0	13.0	2.64	2.64	Ok
	i					6					108	108	S		108			0.41	17.0	2.5	36.0				Ok
	j					6					108	108	S		108			0.41	3.6	2.5	36.0				Ok
	k					6					108	108	S		108			0.41	13.4	2.5	36.0				Ok
	l					6					108	108	S		108			0.41	2.4	2.5	36.0				Ok
	m					6					108	108	S		108			0.41	15.8	2.5	36.0				Ok
	n					6					108	108	S		108			0.41	1.2	2.5	36.0				Ok
4	Bebedouros e corredores	F+N+T	E	220 V		44	3	2			2459	2292	T			2292	1.00	0.41	21.7	2.5	36.0	13.0	1.18	1.18	Ok
	o					6					108	108	T			108		1.00	0.0	2.5	36.0				Ok
	p					4					72	72	T			72		0.41	0.8	2.5	36.0				Ok
	q					4					72	72	T			72		1.00	0.0	2.5	36.0				Ok
	r					6					108	108	T			108		1.00	0.0	2.5	36.0				Ok
	s					6					108	108	T			108		1.00	0.0	2.5	36.0				Ok
	t					6					108	108	T			108		1.00	0.0	2.5	36.0				Ok
	u					12					216	216	T			216		0.41	3.2	2.5	36.0				Ok
5	Salas 09 e 10	F+N+T	E	220 V		36	14				2204	2048	T			2048	1.00	0.41	24.4	2.5	36.0	13.0	2.70	2.70	Ok
	v					6					108	108	T			108		0.41	15.8	2.5	36.0				Ok
	w					6					108	108	T			108		0.41	11.0	2.5	36.0				Ok
	x					6					108	108	T			108		0.41	13.4	2.5	36.0				Ok
	y					6					108	108	T			108		0.41	6.1	2.5	36.0				Ok
	z					6					108	108	T			108		0.41	14.6	2.5	36.0				Ok
	aa					6					108	108	T			108		0.41	1.2	2.5	36.0				Ok
6	Auditório	F+N+T	E	220 V		32	7				1354	1276	S		1276		1.00	0.41	15.0	2.5	36.0	10.0	2.47	2.47	Ok
	ab					16					288	288	S		288			0.41	3.2	2.5	36.0				Ok
	ac					16					288	288	S		288			0.41	6.4	2.5	36.0				Ok
7	AC Lab. Informática	F+N+T	E	220 V					1		2889	2600	S		2600		1.00	0.41	32.0	4	49.0	16.0	0.98	0.98	Ok
8	AC Sala 06	F+N+T	E	220 V					1		2889	2600	S		2600		1.00	0.41	32.0	4	49.0	16.0	1.93	1.93	Ok
9	AC Sala 07	F+N+T	E	220 V					1		2889	2600	T			2600	1.00	0.41	32.0	4	49.0	16.0	2.50	2.50	Ok
10	AC Sala 08	F+N+T	E	220 V					1		2889	2600	S		2600		1.00	0.41	32.0	4	49.0	16.0	2.89	2.89	Ok
11	AC Sala 09	F+N+T	E	220 V					1		2889	2600	T			2600	1.00	0.41	32.0	4	49.0	16.0	2.01	2.01	Ok
12	AC Sala 10	F+N+T	E	220 V					1		2889	2600	R	2600			1.00	0.41	32.0	4	49.0	16.0	2.42	2.42	Ok
13	AC Sala 11	F+N+T	E	220 V					1		2889	2600	R	2600			1.00	0.41	32.0	4	49.0	16.0	2.99	2.99	Ok
14	AC Sala 12	F+N+T	E	220 V					1		2889	2600	R	2600			1.00	0.41	32.0	4	49.0	16.0	3.38	3.38	Ok
15	AC Auditório	F+N+T	E	220 V						1	3111	2800	R	2800			1.00	0.41	34.5	4	49.0	16.0	2.82	2.82	Ok
16	Sala 08 e depósito	3F+N	E	380 / 220 V		22	9				1396	1296	R+S+T	432	432	432	1.00	1.00	0.0	2.5	32.0	10.0			Ok
	ad					4					72	72	R+S+T	24	24	24		1.00	0.0	2.5	32.0				Ok
	ae					6					108	108	R+S+T	36	36	36		1.00	0.0	2.5	32.0				Ok
	af					6					108	108	R+S+T	36	36	36		1.00	0.0	2.5	32.0				Ok
	ag					6					108	108	R+S+T	36	36	36		1.00	0.0	2.5	32.0				Ok
17	Salas 11 e 12	F+N+T	E	220 V		36	14				2204	2048	R	2048			1.00	0.41	24.4	2.5	36.0	13.0	3.88	3.88	Ok
	ah					6					108	108	R	108				0.41	4.8	2.5	36.0				Ok
	ai					6					108	108	R	108				0.41	17.0	2.5	36.0				Ok
	aj					6					108	108	R	108				0.41	2.4	2.5	36.0				Ok
	ak					6					108	108	R	108				0.41	14.6	2.5	36.0				Ok
	al					6					108	108	R	108				0.41	3.6	2.5	36.0				Ok
	am					6					108	108	R	108				0.41	15.8	2.5	36.0				Ok
TOTAL					8	250	79	2	8	1	40905	37272	R+S+T	13080	12816	11376									

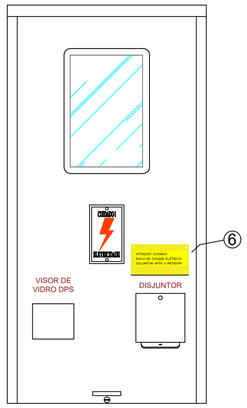

VISTA FRONTAL

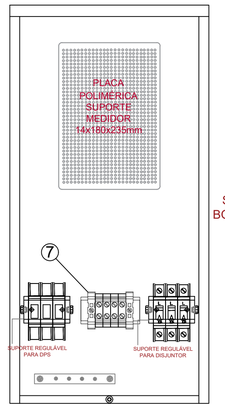

VISTA FRONTAL INTERNA

VISTA LATERAL

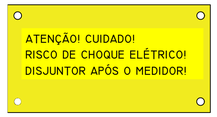

PLAQUETA DE ADVERTÊNCIA

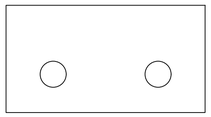

VISTA SUPERIOR

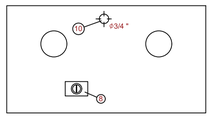

VISTA INFERIOR

DETALHE DO ESQUEMA DE LIGAÇÃO NA CAIXA POLIFÁSICA COM DISJUNTOR GERAL APÓS O MEDIDOR

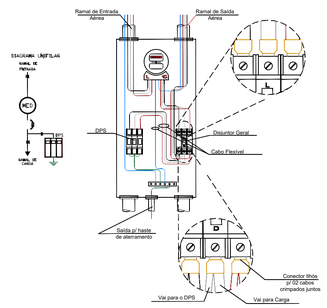

EDIFICAÇÃO EDUCACIONAL DE ALVENARIA

É DE INTEIRA RESPONSABILIDADE DO AUTOR DO PROJETO E RESPONSÁVEL TÉCNICO, ATENDER A LEGISLAÇÃO MUNICIPAL E NORMAS BRASILEIRAS VIGENTES.

APROVAÇÕES

PROJETO VINCULADO AO
ALVARÁ Nº _____
PROTOC..Nº _____/_____

JULIO ANDREI NASCIMENTO
RESPONSÁVEL TÉCNICO | ENGENHEIRO CIVIL - CREA SC 166369-1

PREFEITURA MUNICIPAL DE IRINEÓPOLIS
PROPRIETÁRIO

OBRA: EDIFICAÇÃO EDUCACIONAL

JULIO ANDREI
ENGENHEIRO CIVIL

PRANCHA
PROJETO ELÉTRICO
QUADROS/DETALHE MEDIDOR
REFERÊNCIA
03/09

DATA ABRIL/2021 | ESCALA INDICADA | DESENHO JULIO ANDREI NASCIMENTO